



COX COLLEGE

**Fall 2018 - Spring 2021
General Education
Outcomes**

Prepared by the Director of Business Analytics
6/1/2021



GENERAL EDUCATION OUTCOMES

General Education Outcomes Fall 2018.....	2
General Education Outcomes Spring 2019	3
General Education Outcomes Fall 2019.....	4
General Education Outcomes Spring 2020	5
General Education Outcomes Fall 2020.....	6
General Education Outcomes Spring 2021	7

UNDERGRADUATE GENERAL EDUCATION OUTCOMES

Undergraduate General Education Outcomes Fall 2018	9
Undergraduate General Education Outcomes Spring 2019.....	10
Undergraduate General Education Outcomes Fall 2019	11
Undergraduate General Education Outcomes Spring 2020.....	12
Undergraduate General Education Outcomes Fall 2020	13
Undergraduate General Education Outcomes Spring 2021.....	14

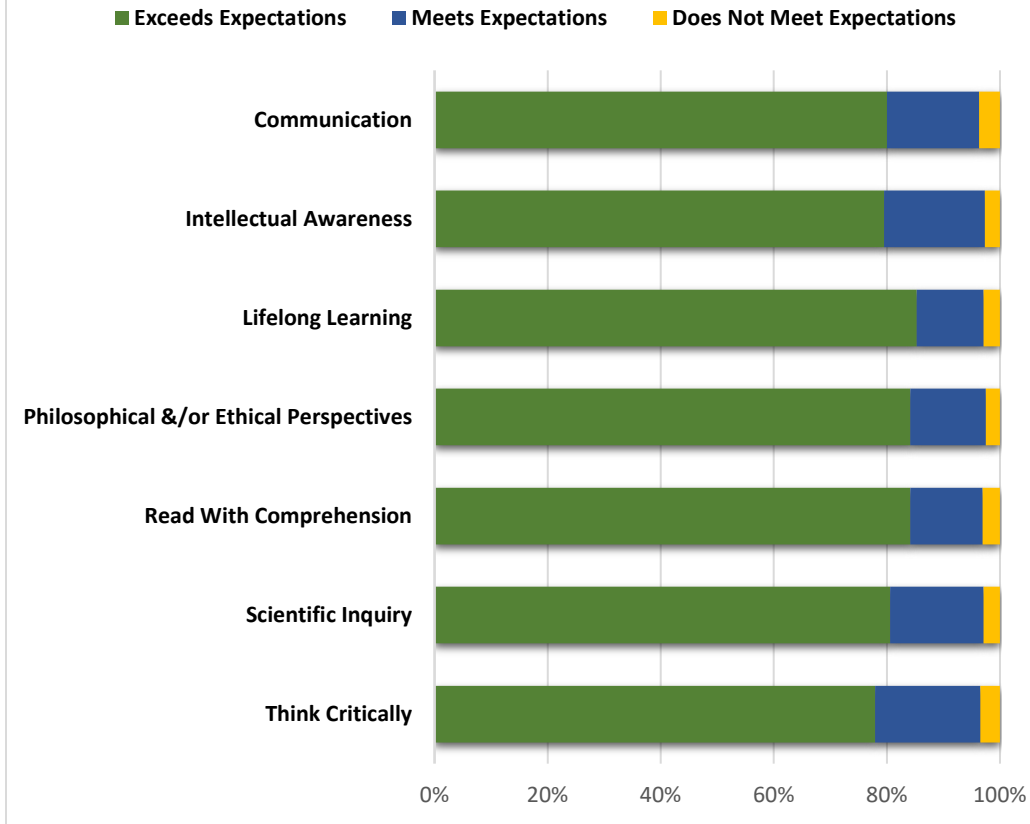
GRADUATE GENERAL EDUCATION OUTCOMES

Graduate General Education Outcomes Fall 2018.....	16
Graduate General Education Outcomes Spring 2019	17
Graduate General Education Outcomes Fall 2019.....	18
Graduate General Education Outcomes Spring 2020	19
Graduate General Education Outcomes Fall 2020.....	20
Graduate General Education Outcomes Spring 2021	21

TABLE OF CONTENTS



General Education Outcomes FA18

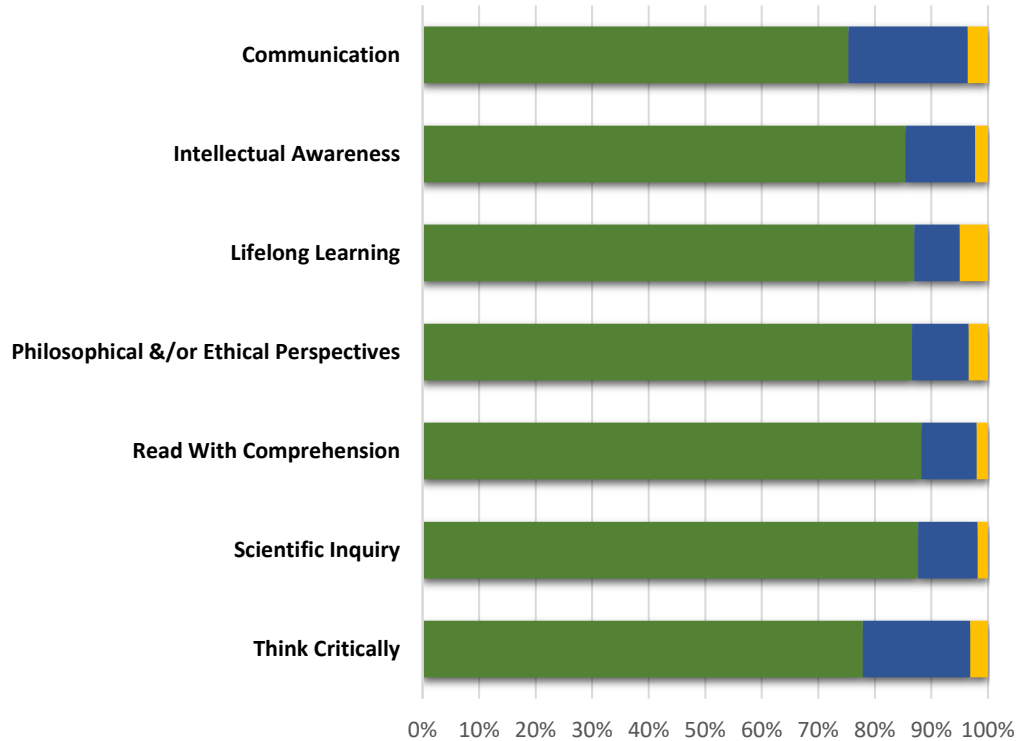


General Education Outcomes FA18	# Rating Points	% Rating Points
1. COMMUNICATION	11,659	
Does Not Meet Expectations	428	3.67%
Meets Expectations	1,903	16.32%
Exceeds Expectations	9,328	80.01%
2. INTELLECTUAL AWARENESS	7,008	
Does Not Meet Expectations	188	2.68%
Meets Expectations	1,247	17.79%
Exceeds Expectations	5,573	79.52%
3. LIFELONG LEARNING	3,686	
Does Not Meet Expectations	106	2.88%
Meets Expectations	436	11.83%
Exceeds Expectations	3,144	85.30%
4. PHILOSOPHICAL &/OR ETHICAL PERSPECTIVES	3,666	
Does Not Meet Expectations	92	2.51%
Meets Expectations	489	13.34%
Exceeds Expectations	3,085	84.15%
5. READ WITH COMPREHENSION	8,179	
Does Not Meet Expectations	253	3.09%
Meets Expectations	1,046	12.79%
Exceeds Expectations	6,880	84.12%
6. SCIENTIFIC INQUIRY	8,733	
Does Not Meet Expectations	255	2.92%
Meets Expectations	1,441	16.50%
Exceeds Expectations	7,037	80.58%
7. THINK CRITICALLY	12,537	
Does Not Meet Expectations	435	3.47%
Meets Expectations	2,335	18.62%
Exceeds Expectations	9,767	77.91%
Grand Total	55,468	100.00%

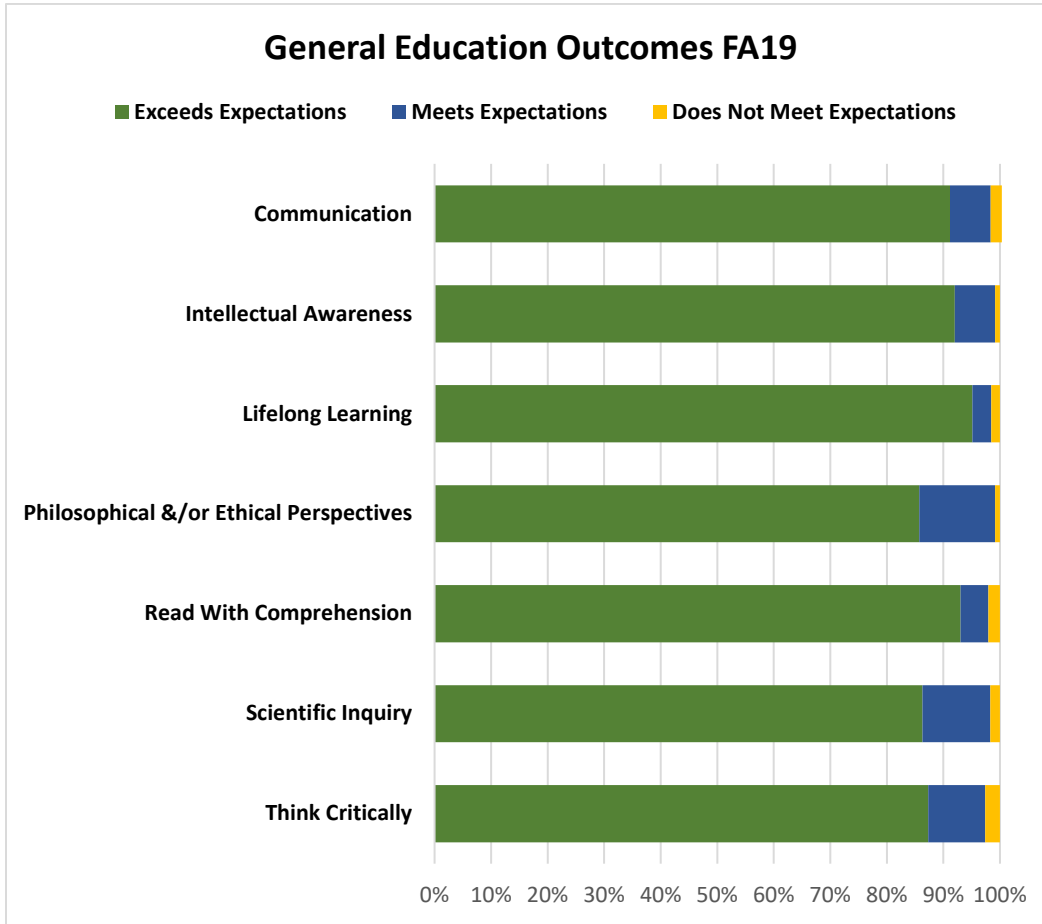


General Education Outcomes SP19

■ Exceeds Expectations ■ Meets Expectations ■ Does Not Meet Expectations



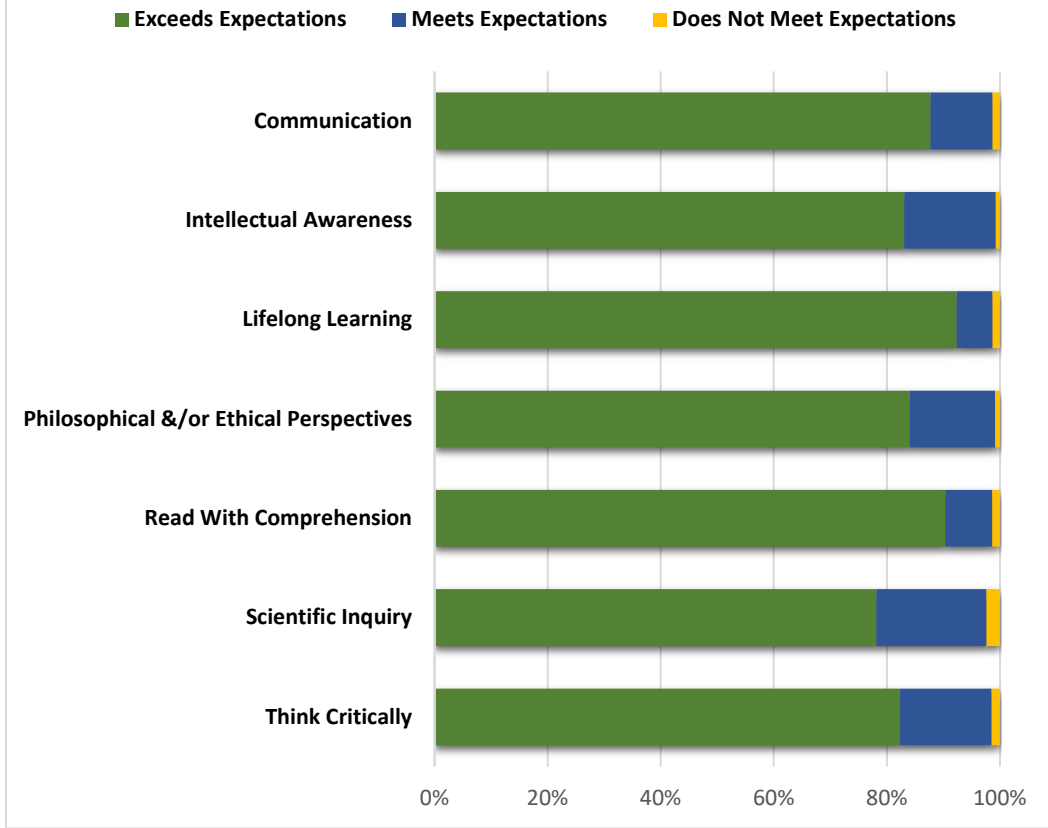
General Education Outcomes SP19	# Rating Points	% Rating Points
1. COMMUNICATION	2,636	
Does Not Meet Expectations	95	3.60%
Meets Expectations	555	21.05%
Exceeds Expectations	1,986	75.34%
2. INTELLECTUAL AWARENESS	1,177	
Does Not Meet Expectations	27	2.29%
Meets Expectations	145	12.32%
Exceeds Expectations	1,005	85.39%
3. LIFELONG LEARNING	560	
Does Not Meet Expectations	28	5.00%
Meets Expectations	45	8.04%
Exceeds Expectations	487	86.96%
4. PHILOSOPHICAL &/OR ETHICAL PERSPECTIVES	708	
Does Not Meet Expectations	24	3.39%
Meets Expectations	71	10.03%
Exceeds Expectations	613	86.58%
5. READ WITH COMPREHENSION	1,665	
Does Not Meet Expectations	33	1.98%
Meets Expectations	163	9.79%
Exceeds Expectations	1,469	88.23%
6. SCIENTIFIC INQUIRY	1,692	
Does Not Meet Expectations	31	1.83%
Meets Expectations	178	10.52%
Exceeds Expectations	1,483	87.65%
7. THINK CRITICALLY	2,758	
Does Not Meet Expectations	86	3.12%
Meets Expectations	525	19.04%
Exceeds Expectations	2,147	77.85%
Grand Total	11,196	100.00%



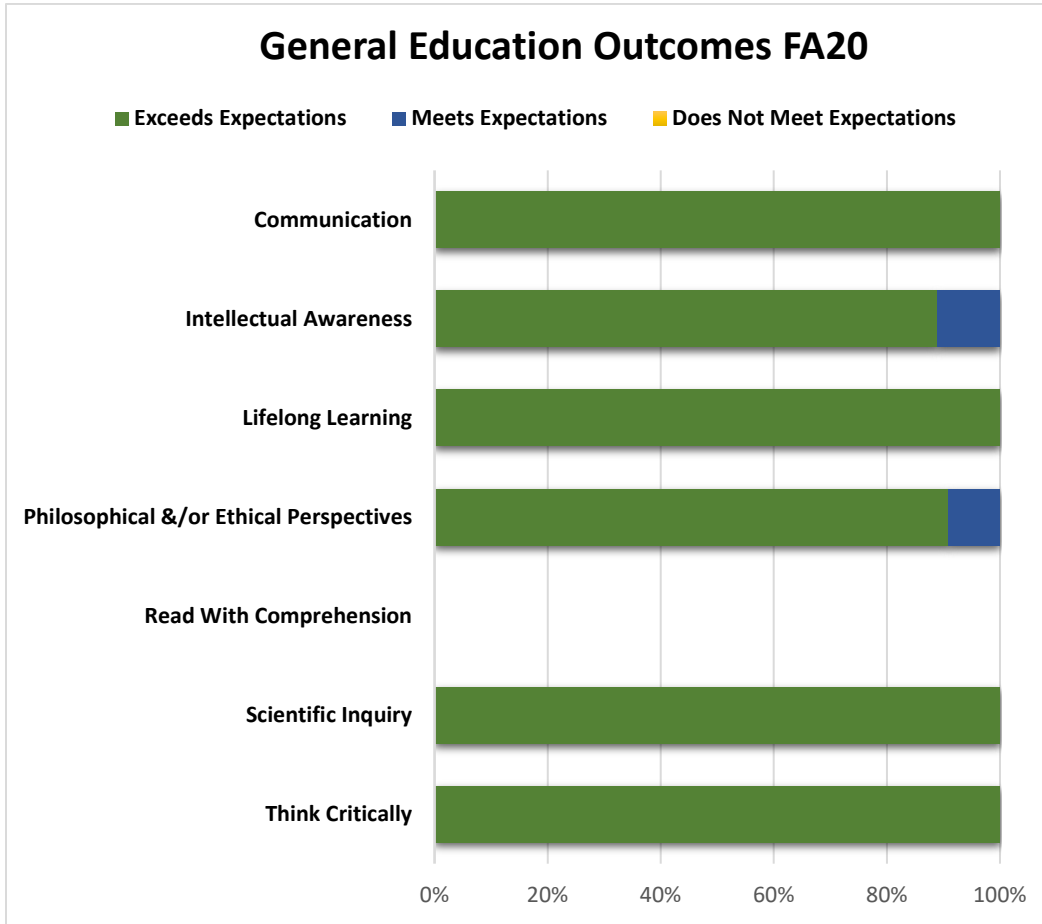
General Education Outcomes FA19	# Rating Points	% Rating Points
1. COMMUNICATION	2,300	
Does Not Meet Expectations	38	1.65%
Meets Expectations	165	7.17%
Exceeds Expectations	2,097	91.17%
2. INTELLECTUAL AWARENESS	1,268	
Does Not Meet Expectations	11	0.87%
Meets Expectations	90	7.10%
Exceeds Expectations	1,167	92.03%
3. LIFELONG LEARNING	906	
Does Not Meet Expectations	14	1.55%
Meets Expectations	30	3.31%
Exceeds Expectations	862	95.14%
4. PHILOSOPHICAL &/OR ETHICAL PERSPECTIVES	1,161	
Does Not Meet Expectations	10	0.86%
Meets Expectations	156	13.44%
Exceeds Expectations	995	85.70%
5. READ WITH COMPREHENSION	1,997	
Does Not Meet Expectations	41	2.05%
Meets Expectations	98	4.91%
Exceeds Expectations	1,858	93.04%
6. SCIENTIFIC INQUIRY	1,649	
Does Not Meet Expectations	28	1.70%
Meets Expectations	198	12.01%
Exceeds Expectations	1,423	86.29%
7. THINK CRITICALLY	2,617	
Does Not Meet Expectations	68	2.60%
Meets Expectations	264	10.09%
Exceeds Expectations	2,285	87.31%
Grand Total	11,898	100.00%



General Education Outcomes SP20

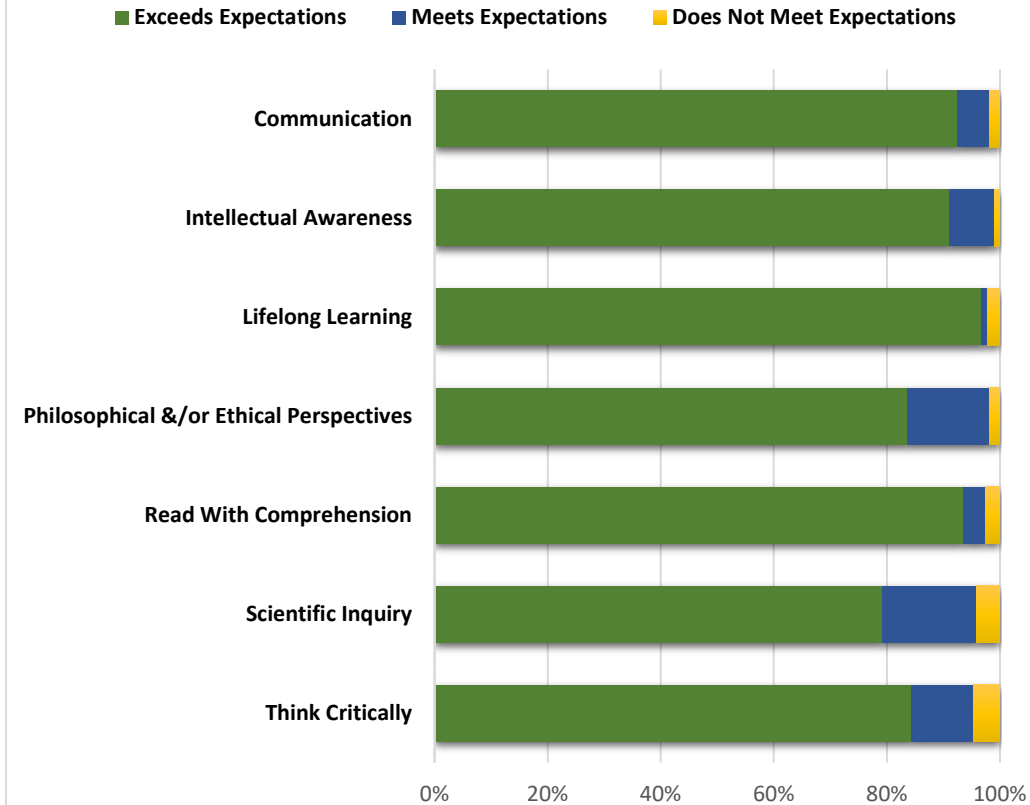


General Education Outcomes SP20	# Rating Points	% Rating Points
1. COMMUNICATION	2,664	
Does Not Meet Expectations	35	1.31%
Meets Expectations	293	11.00%
Exceeds Expectations	2,336	87.69%
2. INTELLECTUAL AWARENESS	1,380	
Does Not Meet Expectations	10	0.72%
Meets Expectations	224	16.23%
Exceeds Expectations	1,146	83.04%
3. LIFELONG LEARNING	600	
Does Not Meet Expectations	8	1.33%
Meets Expectations	38	6.33%
Exceeds Expectations	554	92.33%
4. PHILOSOPHICAL &/OR ETHICAL PERSPECTIVES	1,063	
Does Not Meet Expectations	9	0.85%
Meets Expectations	161	15.15%
Exceeds Expectations	893	84.01%
5. READ WITH COMPREHENSION	1,681	
Does Not Meet Expectations	23	1.37%
Meets Expectations	140	8.33%
Exceeds Expectations	1,518	90.30%
6. SCIENTIFIC INQUIRY	1,999	
Does Not Meet Expectations	48	2.40%
Meets Expectations	389	19.46%
Exceeds Expectations	1,562	78.14%
7. THINK CRITICALLY	2,440	
Does Not Meet Expectations	36	1.48%
Meets Expectations	395	16.19%
Exceeds Expectations	2,009	82.34%
Grand Total	11,827	100.00%



General Education Outcomes FA20	# Rating Points	% Rating Points
1. COMMUNICATION	27	
Does Not Meet Expectations	0	0.00%
Meets Expectations	0	0.00%
Exceeds Expectations	27	100.00%
2. INTELLECTUAL AWARENESS	18	
Does Not Meet Expectations	0	0.00%
Meets Expectations	2	11.11%
Exceeds Expectations	16	88.89%
3. LIFELONG LEARNING	12	
Does Not Meet Expectations	0	0.00%
Meets Expectations	0	0.00%
Exceeds Expectations	12	100.00%
4. PHILOSOPHICAL &/OR ETHICAL PERSPECTIVES	22	
Does Not Meet Expectations	0	0.00%
Meets Expectations	2	9.09%
Exceeds Expectations	20	90.91%
5. READ WITH COMPREHENSION	0	
Does Not Meet Expectations	0	0.00%
Meets Expectations	0	0.00%
Exceeds Expectations	0	0.00%
6. SCIENTIFIC INQUIRY	29	
Does Not Meet Expectations	0	0.00%
Meets Expectations	0	0.00%
Exceeds Expectations	29	100.00%
7. THINK CRITICALLY	24	
Does Not Meet Expectations	0	0.00%
Meets Expectations	0	0.00%
Exceeds Expectations	24	100.00%
Grand Total	132	100.00%

General Education Outcomes SP21

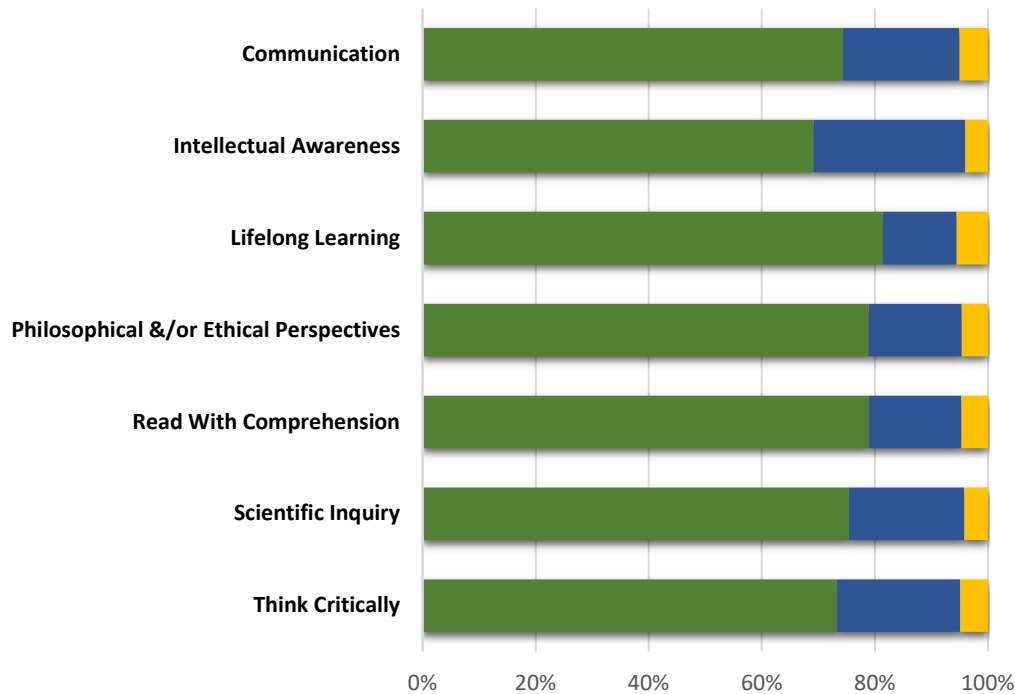


General Education Outcomes SP21	# Rating Points	% Rating Points
1. COMMUNICATION	1952	
Does Not Meet Expectations	35	1.79%
Meets Expectations	111	5.69%
Exceeds Expectations	1806	92.52%
2. INTELLECTUAL AWARENESS	780	
Does Not Meet Expectations	8	1.03%
Meets Expectations	62	7.95%
Exceeds Expectations	710	91.03%
3. LIFELONG LEARNING	219	
Does Not Meet Expectations	5	2.28%
Meets Expectations	2	0.91%
Exceeds Expectations	212	96.80%
4. PHILOSOPHICAL &/OR ETHICAL PERSPECTIVES	693	
Does Not Meet Expectations	13	1.88%
Meets Expectations	101	14.57%
Exceeds Expectations	579	83.55%
5. READ WITH COMPREHENSION	1010	
Does Not Meet Expectations	26	2.57%
Meets Expectations	40	3.96%
Exceeds Expectations	944	93.47%
6. SCIENTIFIC INQUIRY	1357	
Does Not Meet Expectations	56	4.13%
Meets Expectations	227	16.73%
Exceeds Expectations	1074	79.15%
7. THINK CRITICALLY	1904	
Does Not Meet Expectations	88	4.62%
Meets Expectations	209	10.98%
Exceeds Expectations	1607	84.40%
Grand Total	7,915	100.00%

UNDERGRADUATE OUTCOMES

UNDERGRADUATE General Education Outcomes FA18

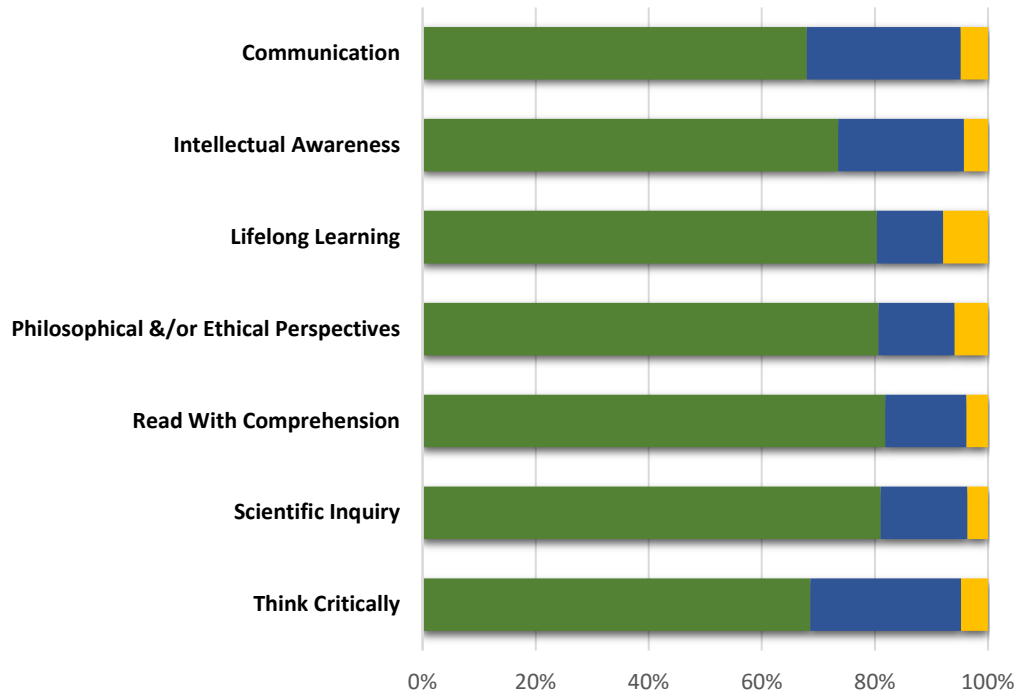
■ Exceeds Expectations ■ Meets Expectations ■ Does Not Meet Expectations



UNDERGRADUATE General Education Outcomes FA18	# Rating Points	% Rating Points
1. COMMUNICATION	7,240	
Does Not Meet Expectations	366	5.06%
Meets Expectations	1,489	20.57%
Exceeds Expectations	5,385	74.38%
2. INTELLECTUAL AWARENESS	3,514	
Does Not Meet Expectations	142	4.04%
Meets Expectations	942	26.81%
Exceeds Expectations	2,430	69.15%
3. LIFELONG LEARNING	1,711	
Does Not Meet Expectations	95	5.55%
Meets Expectations	224	13.09%
Exceeds Expectations	1,392	81.36%
4. PHILOSOPHICAL &/OR ETHICAL PERSPECTIVES	1,608	
Does Not Meet Expectations	75	4.66%
Meets Expectations	265	16.48%
Exceeds Expectations	1,268	78.86%
5. READ WITH COMPREHENSION	4,293	
Does Not Meet Expectations	203	4.73%
Meets Expectations	702	16.35%
Exceeds Expectations	3,388	78.92%
6. SCIENTIFIC INQUIRY	4,884	
Does Not Meet Expectations	206	4.22%
Meets Expectations	993	20.33%
Exceeds Expectations	3,685	75.45%
7. THINK CRITICALLY	7,536	
Does Not Meet Expectations	372	4.94%
Meets Expectations	1,643	21.80%
Exceeds Expectations	5,521	73.26%
Grand Total	30,786	100.00%

UNDERGRADUATE General Education Outcomes SP19

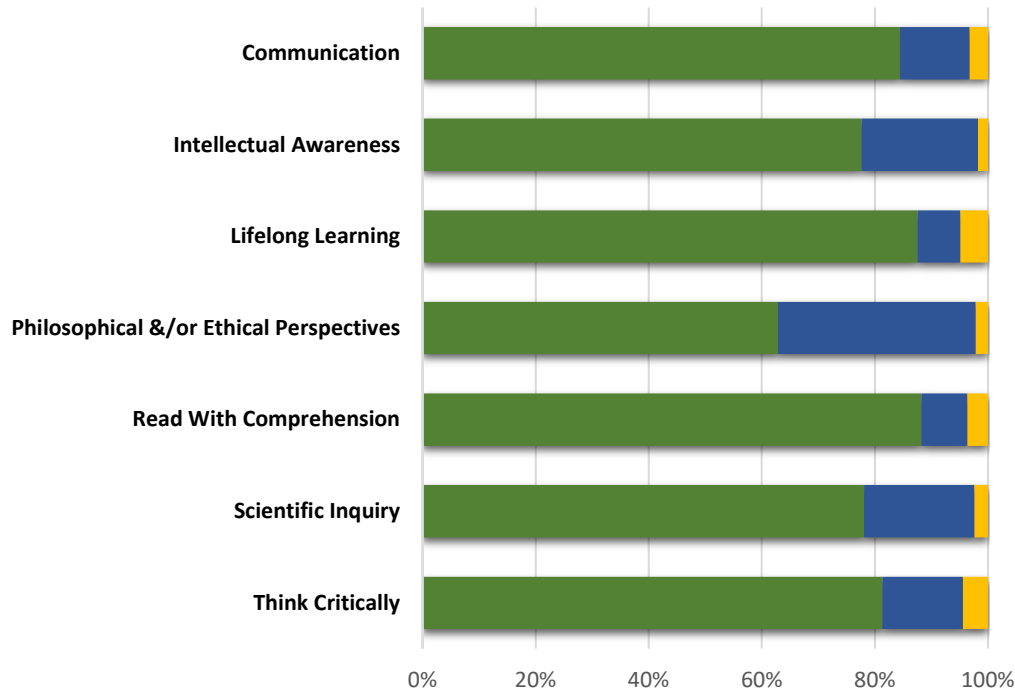
■ Exceeds Expectations
 ■ Meets Expectations
 ■ Does Not Meet Expectations



UNDERGRADUATE General Education Outcomes SP19	# Rating Points	% Rating Points
1. COMMUNICATION	1,695	
Does Not Meet Expectations	82	4.84%
Meets Expectations	461	27.20%
Exceeds Expectations	1,152	67.96%
2. INTELLECTUAL AWARENESS	540	
Does Not Meet Expectations	23	4.26%
Meets Expectations	120	22.22%
Exceeds Expectations	397	73.52%
3. LIFELONG LEARNING	290	
Does Not Meet Expectations	23	7.93%
Meets Expectations	34	11.72%
Exceeds Expectations	233	80.34%
4. PHILOSOPHICAL &/OR ETHICAL PERSPECTIVES	372	
Does Not Meet Expectations	22	5.91%
Meets Expectations	50	13.44%
Exceeds Expectations	300	80.65%
5. READ WITH COMPREHENSION	874	
Does Not Meet Expectations	33	3.78%
Meets Expectations	126	14.42%
Exceeds Expectations	715	81.81%
6. SCIENTIFIC INQUIRY	832	
Does Not Meet Expectations	30	3.61%
Meets Expectations	128	15.38%
Exceeds Expectations	674	81.01%
7. THINK CRITICALLY	1,726	
Does Not Meet Expectations	82	4.75%
Meets Expectations	460	26.65%
Exceeds Expectations	1,184	68.60%
Grand Total	6,329	100.00%

UNDERGRADUATE General Education Outcomes FA19

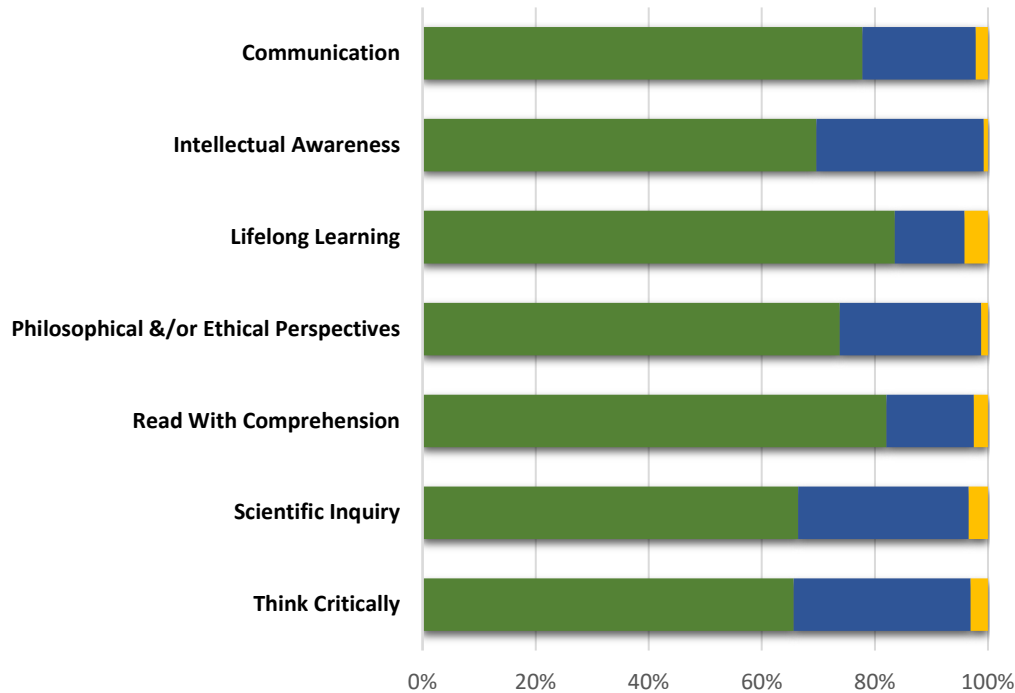
■ Exceeds Expectations ■ Meets Expectations ■ Does Not Meet Expectations



UNDERGRADUATE General Education Outcomes FA19	# Rating Points	% Rating Points
1. COMMUNICATION	1,059	
Does Not Meet Expectations	34	3.21%
Meets Expectations	131	12.37%
Exceeds Expectations	894	84.42%
2. INTELLECTUAL AWARENESS	340	
Does Not Meet Expectations	6	1.76%
Meets Expectations	70	20.59%
Exceeds Expectations	264	77.65%
3. LIFELONG LEARNING	265	
Does Not Meet Expectations	13	4.91%
Meets Expectations	20	7.55%
Exceeds Expectations	232	87.55%
4. PHILOSOPHICAL &/OR ETHICAL PERSPECTIVES	374	
Does Not Meet Expectations	8	2.14%
Meets Expectations	131	35.03%
Exceeds Expectations	235	62.83%
5. READ WITH COMPREHENSION	910	
Does Not Meet Expectations	33	3.63%
Meets Expectations	74	8.13%
Exceeds Expectations	803	88.24%
6. SCIENTIFIC INQUIRY	872	
Does Not Meet Expectations	21	2.41%
Meets Expectations	170	19.50%
Exceeds Expectations	681	78.10%
7. THINK CRITICALLY	1,376	
Does Not Meet Expectations	61	4.43%
Meets Expectations	196	14.24%
Exceeds Expectations	1,119	81.32%
Grand Total	5,196	100.00%

UNDERGRADUATE General Education Outcomes SP20

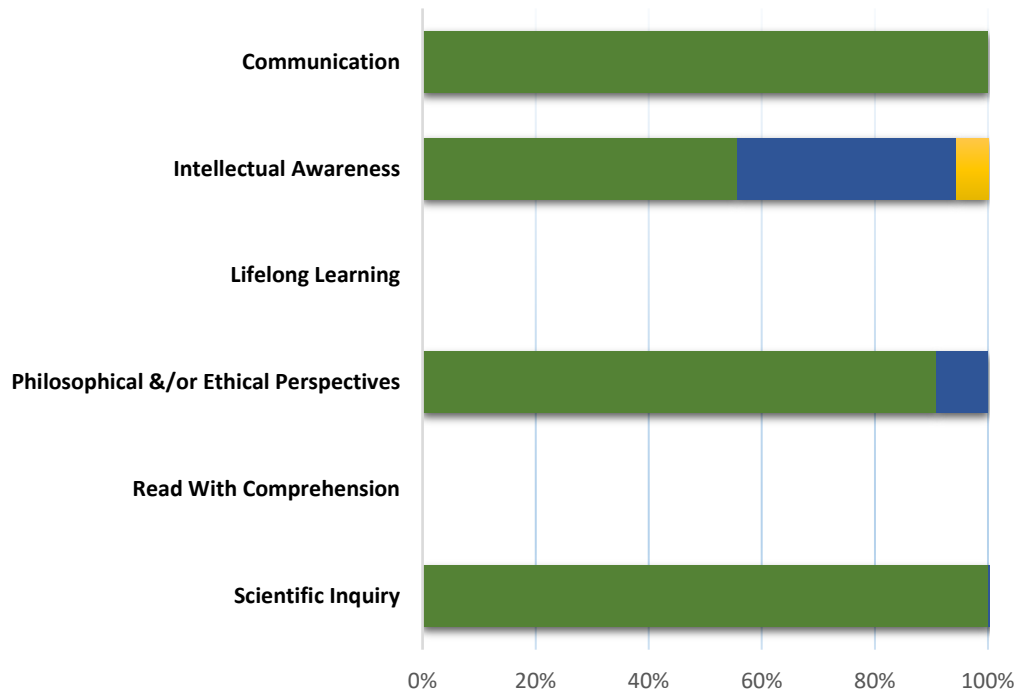
■ Exceeds Expectations
 ■ Meets Expectations
 ■ Does Not Meet Expectations



UNDERGRADUATE General Education Outcomes SP20	# Rating Points	% Rating Points
1. COMMUNICATION	1,172	
Does Not Meet Expectations	25	2.13%
Meets Expectations	235	20.05%
Exceeds Expectations	912	77.82%
2. INTELLECTUAL AWARENESS	646	
Does Not Meet Expectations	5	0.77%
Meets Expectations	191	29.57%
Exceeds Expectations	450	69.66%
3. LIFELONG LEARNING	194	
Does Not Meet Expectations	8	4.12%
Meets Expectations	24	12.37%
Exceeds Expectations	162	83.51%
4. PHILOSOPHICAL &/OR ETHICAL PERSPECTIVES	576	
Does Not Meet Expectations	7	1.22%
Meets Expectations	144	25.00%
Exceeds Expectations	425	73.78%
5. READ WITH COMPREHENSION	686	
Does Not Meet Expectations	17	2.48%
Meets Expectations	106	15.45%
Exceeds Expectations	563	82.07%
6. SCIENTIFIC INQUIRY	1,021	
Does Not Meet Expectations	35	3.43%
Meets Expectations	308	30.17%
Exceeds Expectations	678	66.41%
7. THINK CRITICALLY	952	
Does Not Meet Expectations	29	3.05%
Meets Expectations	298	31.30%
Exceeds Expectations	625	65.65%
Grand Total	5,247	100.00%

UNDERGRADUATE General Education Outcomes FA20

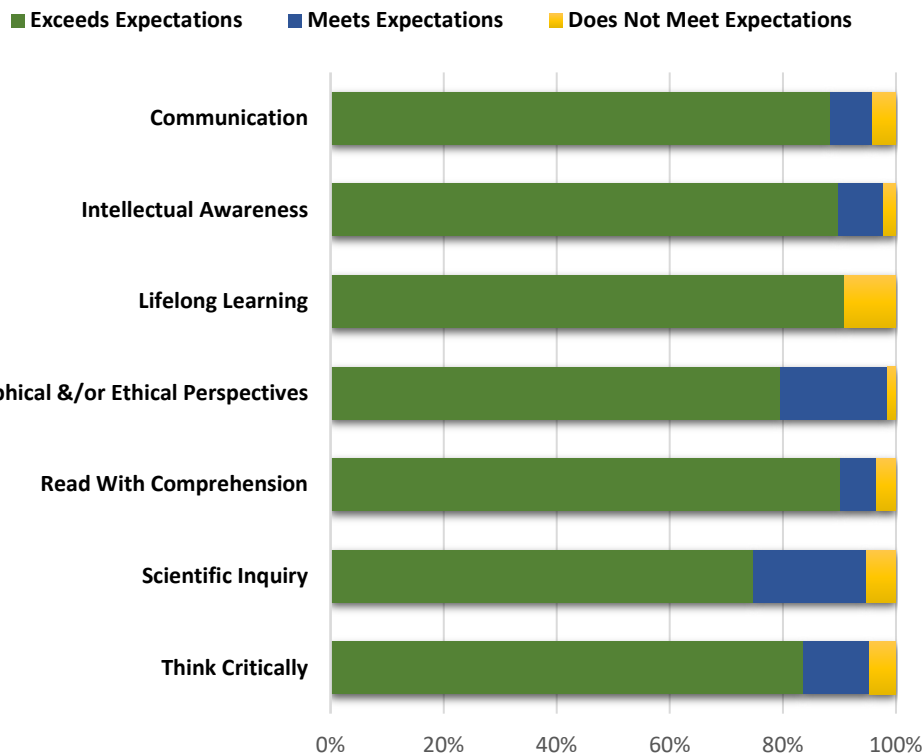
■ Exceeds Expectations ■ Meets Expectations ■ Does Not Meet Expectations



UNDERGRADUATE General Education Outcomes FA20	# Rating Points	% Rating Points
1. COMMUNICATION	27	
Does Not Meet Expectations	0	0.00%
Meets Expectations	0	0.00%
Exceeds Expectations	27	100.00%
2. INTELLECTUAL AWARENESS	18	
Does Not Meet Expectations	1	5.56%
Meets Expectations	7	38.89%
Exceeds Expectations	10	55.56%
3. LIFELONG LEARNING	0	
Does Not Meet Expectations	0	0.00%
Meets Expectations	0	0.00%
Exceeds Expectations	0	0.00%
4. PHILOSOPHICAL &/OR ETHICAL PERSPECTIVES	22	
Does Not Meet Expectations	0	0.00%
Meets Expectations	2	9.09%
Exceeds Expectations	20	90.91%
5. READ WITH COMPREHENSION	0	
Does Not Meet Expectations	0	0.00%
Meets Expectations	0	0.00%
Exceeds Expectations	0	0.00%
6. SCIENTIFIC INQUIRY	29	
Does Not Meet Expectations	0	0.00%
Meets Expectations	0	0.00%
Exceeds Expectations	29	100.00%
7. THINK CRITICALLY	0	
Does Not Meet Expectations	0	0.00%
Meets Expectations	0	0.00%
Exceeds Expectations	0	0.00%
Grand Total	96	100.00%



UNDERGRADUATE General Education Outcomes SP21

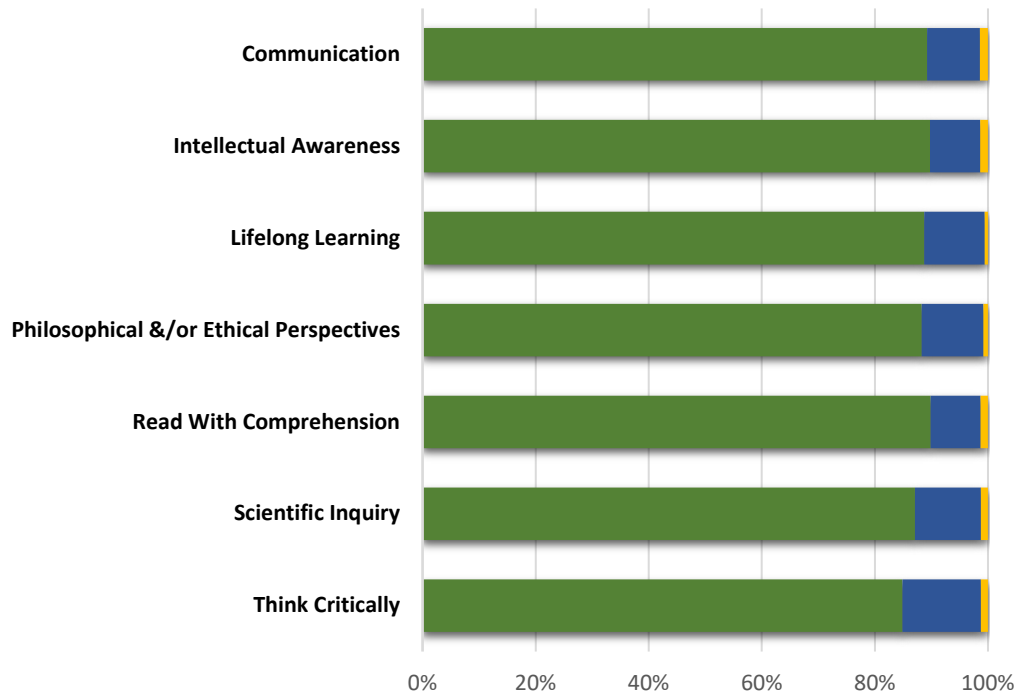


UNDERGRADUATE General Education Outcomes SP21	# Rating Points	% Rating Points
1. COMMUNICATION	661	
Does Not Meet Expectations	28	4.24%
Meets Expectations	49	7.41%
Exceeds Expectations	584	88.35%
2. INTELLECTUAL AWARENESS	325	
Does Not Meet Expectations	7	2.15%
Meets Expectations	26	8.00%
Exceeds Expectations	292	89.85%
3. LIFELONG LEARNING	55	
Does Not Meet Expectations	5	9.09%
Meets Expectations	0	0.00%
Exceeds Expectations	50	90.91%
4. PHILOSOPHICAL &/OR ETHICAL PERSPECTIVES	490	
Does Not Meet Expectations	7	1.43%
Meets Expectations	93	18.98%
Exceeds Expectations	390	79.59%
5. READ WITH COMPREHENSION	173	
Does Not Meet Expectations	6	3.47%
Meets Expectations	11	6.36%
Exceeds Expectations	156	90.17%
6. SCIENTIFIC INQUIRY	643	
Does Not Meet Expectations	34	5.29%
Meets Expectations	128	19.91%
Exceeds Expectations	481	74.81%
7. THINK CRITICALLY	530	
Does Not Meet Expectations	25	4.72%
Meets Expectations	62	11.70%
Exceeds Expectations	443	83.58%
Grand Total	2,877	100.00%

GRADUATE OUTCOMES

GRADUATE General Education Outcomes FA18

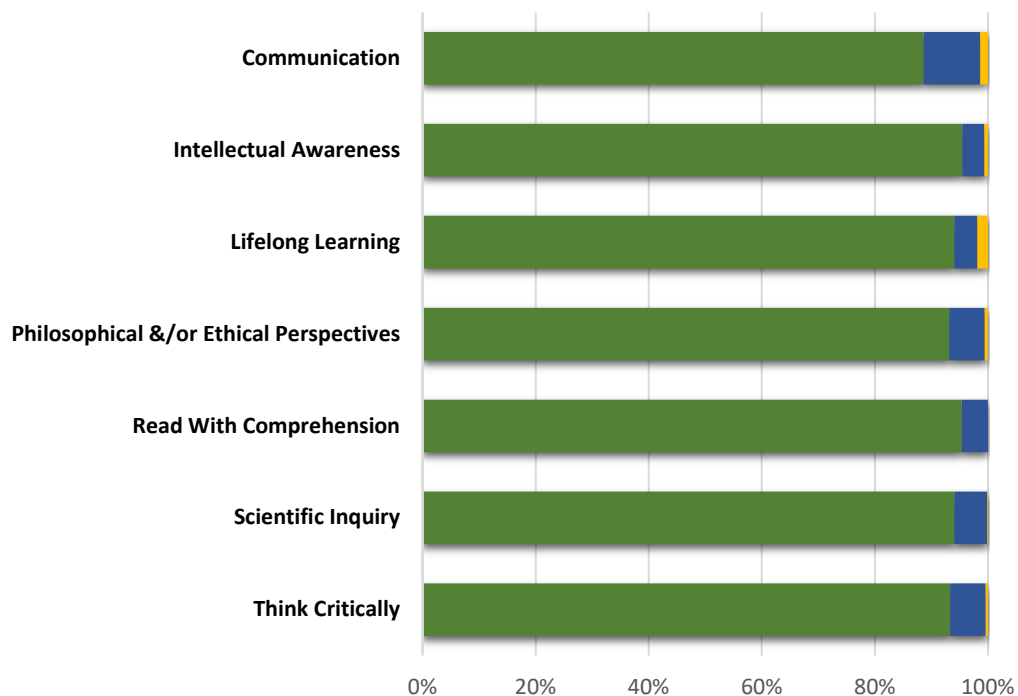
■ Exceeds Expectations ■ Meets Expectations ■ Does Not Meet Expectations



GRADUATE General Education Outcomes FA18	# Rating Points	% Rating Points
1. COMMUNICATION	4,419	
Does Not Meet Expectations	62	1.40%
Meets Expectations	414	9.37%
Exceeds Expectations	3,943	89.23%
2. INTELLECTUAL AWARENESS	3,517	
Does Not Meet Expectations	48	1.36%
Meets Expectations	312	8.87%
Exceeds Expectations	3,157	89.76%
3. LIFELONG LEARNING	1,975	
Does Not Meet Expectations	11	0.56%
Meets Expectations	212	10.73%
Exceeds Expectations	1,752	88.71%
4. PHILOSOPHICAL &/OR ETHICAL PERSPECTIVES	2,058	
Does Not Meet Expectations	17	0.83%
Meets Expectations	224	10.88%
Exceeds Expectations	1,817	88.29%
5. READ WITH COMPREHENSION	3,886	
Does Not Meet Expectations	50	1.29%
Meets Expectations	344	8.85%
Exceeds Expectations	3,492	89.86%
6. SCIENTIFIC INQUIRY	3,849	
Does Not Meet Expectations	49	1.27%
Meets Expectations	448	11.64%
Exceeds Expectations	3,352	87.09%
7. THINK CRITICALLY	5,001	
Does Not Meet Expectations	63	1.26%
Meets Expectations	692	13.84%
Exceeds Expectations	4,246	84.90%
Grand Total	24,705	100.00%

GRADUATE General Education Outcomes SP19

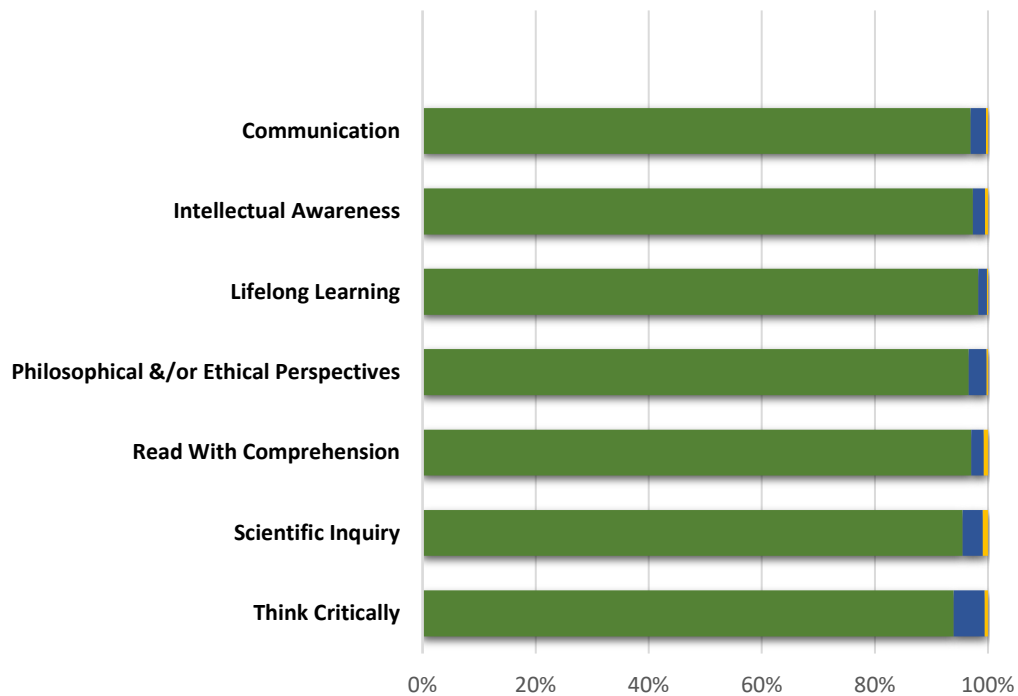
■ Exceeds Expectations ■ Meets Expectations ■ Does Not Meet Expectations



GRADUATE General Education Outcomes SP19	# Rating Points	% Rating Points
1. COMMUNICATION	941	
Does Not Meet Expectations	13	1.38%
Meets Expectations	94	9.99%
Exceeds Expectations	834	88.63%
2. INTELLECTUAL AWARENESS	637	
Does Not Meet Expectations	4	0.63%
Meets Expectations	25	3.92%
Exceeds Expectations	608	95.45%
3. LIFELONG LEARNING	270	
Does Not Meet Expectations	5	1.85%
Meets Expectations	11	4.07%
Exceeds Expectations	254	94.07%
4. PHILOSOPHICAL &/OR ETHICAL PERSPECTIVES	336	
Does Not Meet Expectations	2	0.60%
Meets Expectations	21	6.25%
Exceeds Expectations	313	93.15%
5. READ WITH COMPREHENSION	791	
Does Not Meet Expectations	0	0.00%
Meets Expectations	37	4.68%
Exceeds Expectations	754	95.32%
6. SCIENTIFIC INQUIRY	860	
Does Not Meet Expectations	1	0.12%
Meets Expectations	50	5.81%
Exceeds Expectations	809	94.07%
7. THINK CRITICALLY	1,032	
Does Not Meet Expectations	4	0.39%
Meets Expectations	65	6.30%
Exceeds Expectations	963	93.31%
Grand Total	4,867	100.00%

GRADUATE General Education Outcomes FA19

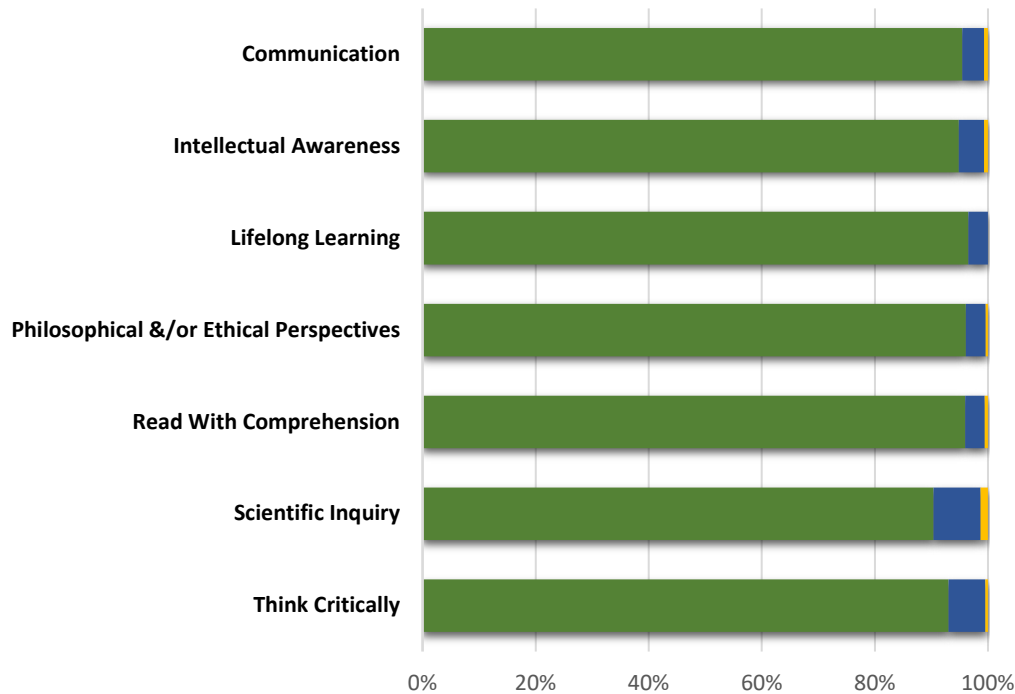
■ Exceeds Expectations
 ■ Meets Expectations
 ■ Does Not Meet Expectations



GRADUATE General Education Outcomes FA19	# Rating Points	% Rating Points
1. COMMUNICATION	1,241	
Does Not Meet Expectations	4	0.32%
Meets Expectations	34	2.74%
Exceeds Expectations	1,203	96.94%
2. INTELLECTUAL AWARENESS	928	
Does Not Meet Expectations	5	0.54%
Meets Expectations	20	2.16%
Exceeds Expectations	903	97.31%
3. LIFELONG LEARNING	641	
Does Not Meet Expectations	1	0.16%
Meets Expectations	10	1.56%
Exceeds Expectations	630	98.28%
4. PHILOSOPHICAL &/OR ETHICAL PERSPECTIVES	787	
Does Not Meet Expectations	2	0.25%
Meets Expectations	25	3.18%
Exceeds Expectations	760	96.57%
5. READ WITH COMPREHENSION	1,087	
Does Not Meet Expectations	8	0.74%
Meets Expectations	24	2.21%
Exceeds Expectations	1,055	97.06%
6. SCIENTIFIC INQUIRY	777	
Does Not Meet Expectations	7	0.90%
Meets Expectations	28	3.60%
Exceeds Expectations	742	95.50%
7. THINK CRITICALLY	1,241	
Does Not Meet Expectations	7	0.56%
Meets Expectations	68	5.48%
Exceeds Expectations	1,166	93.96%
Grand Total	6,702	100.00%

GRADUATE General Education Outcomes SP20

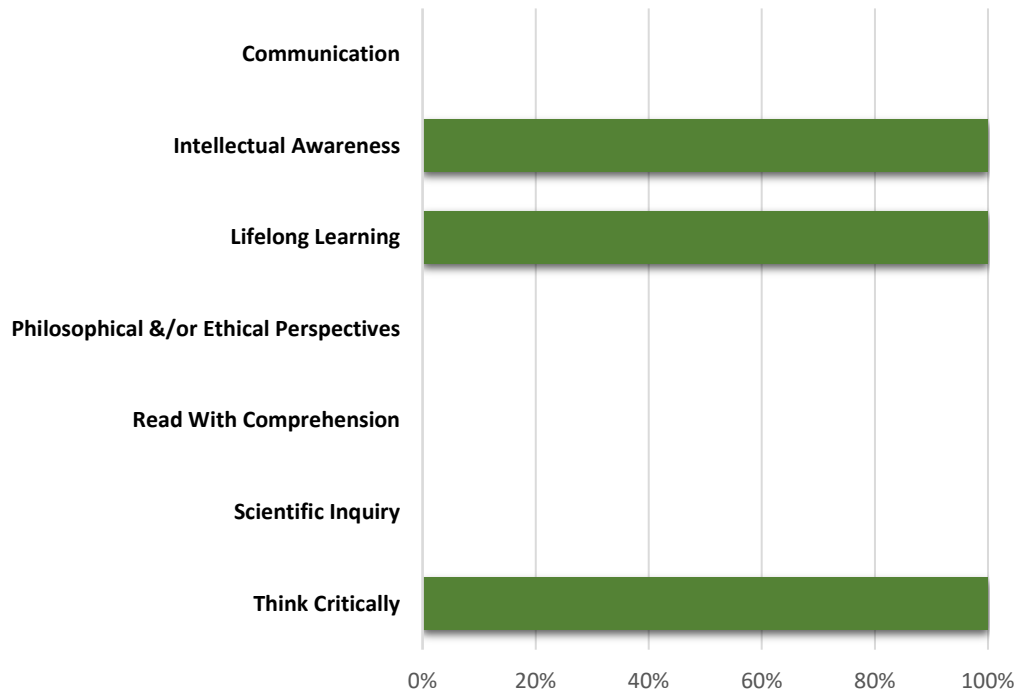
■ Exceeds Expectations ■ Meets Expectations ■ Does Not Meet Expectations



GRADUATE General Education Outcomes SP20	# Rating Points	% Rating Points
1. COMMUNICATION	1,492	
Does Not Meet Expectations	10	0.67%
Meets Expectations	58	3.89%
Exceeds Expectations	1,424	95.44%
2. INTELLECTUAL AWARENESS	734	
Does Not Meet Expectations	5	0.68%
Meets Expectations	33	4.50%
Exceeds Expectations	696	94.82%
3. LIFELONG LEARNING	406	
Does Not Meet Expectations	0	0.00%
Meets Expectations	14	3.45%
Exceeds Expectations	392	96.55%
4. PHILOSOPHICAL &/OR ETHICAL PERSPECTIVES	487	
Does Not Meet Expectations	2	0.41%
Meets Expectations	17	3.49%
Exceeds Expectations	468	96.10%
5. READ WITH COMPREHENSION	995	
Does Not Meet Expectations	6	0.60%
Meets Expectations	34	3.42%
Exceeds Expectations	955	95.98%
6. SCIENTIFIC INQUIRY	978	
Does Not Meet Expectations	13	1.33%
Meets Expectations	81	8.28%
Exceeds Expectations	884	90.39%
7. THINK CRITICALLY	1,488	
Does Not Meet Expectations	7	0.47%
Meets Expectations	97	6.52%
Exceeds Expectations	1,384	93.01%
Grand Total	6,580	100.00%

GRADUATE General Education Outcomes FA20

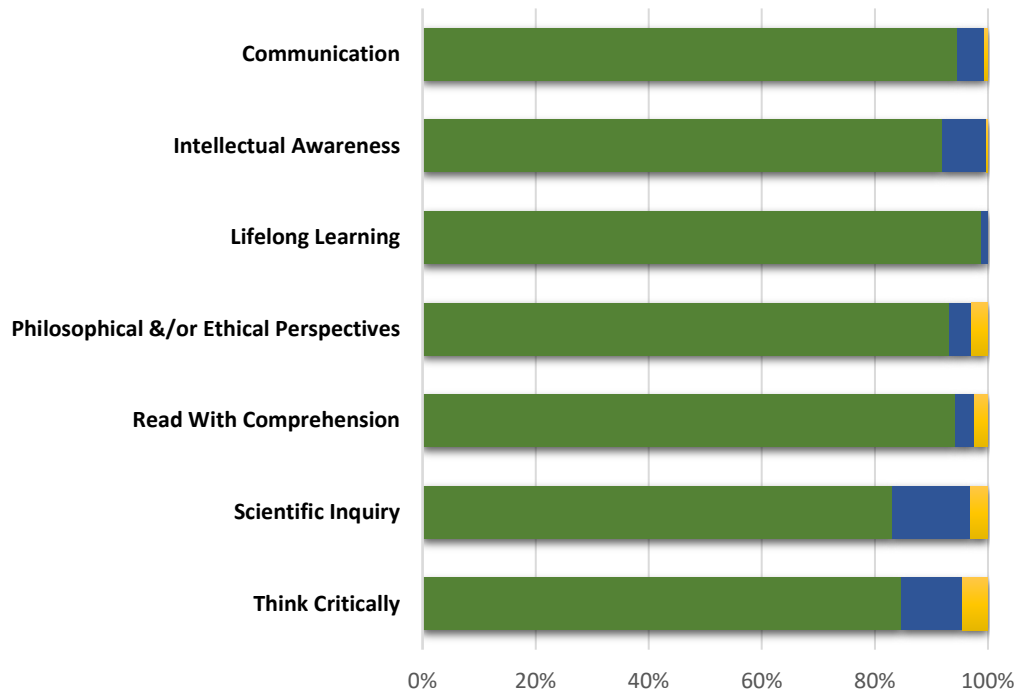
■ Exceeds Expectations
 ■ Meets Expectations
 ■ Does Not Meet Expectations



GRADUATE General Education Outcomes FA20	# Rating Points	% Rating Points
1. COMMUNICATION	0	
Does Not Meet Expectations	0	0.00%
Meets Expectations	0	0.00%
Exceeds Expectations	0	0.00%
2. INTELLECTUAL AWARENESS	12	
Does Not Meet Expectations	0	0.00%
Meets Expectations	0	0.00%
Exceeds Expectations	12	100.00%
3. LIFELONG LEARNING	12	
Does Not Meet Expectations	0	0.00%
Meets Expectations	0	0.00%
Exceeds Expectations	12	100.00%
4. PHILOSOPHICAL &/OR ETHICAL PERSPECTIVES	0	
Does Not Meet Expectations	0	0.00%
Meets Expectations	0	0.00%
Exceeds Expectations	0	0.00%
5. READ WITH COMPREHENSION	0	
Does Not Meet Expectations	0	0.00%
Meets Expectations	0	0.00%
Exceeds Expectations	0	0.00%
6. SCIENTIFIC INQUIRY	0	
Does Not Meet Expectations	0	0.00%
Meets Expectations	0	0.00%
Exceeds Expectations	0	0.00%
7. THINK CRITICALLY	24	
Does Not Meet Expectations	0	0.00%
Meets Expectations	0	0.00%
Exceeds Expectations	24	100.00%
Grand Total	48	100.00%

GRADUATE General Education Outcomes SP21

■ Exceeds Expectations
 ■ Meets Expectations
 ■ Does Not Meet Expectations



GRADUATE General Education Outcomes SP21	# Rating Points	% Rating Points
1. COMMUNICATION	1291	
Does Not Meet Expectations	7	0.54%
Meets Expectations	62	4.80%
Exceeds Expectations	1222	94.66%
2. INTELLECTUAL AWARENESS	455	
Does Not Meet Expectations	1	0.22%
Meets Expectations	36	7.91%
Exceeds Expectations	418	91.87%
3. LIFELONG LEARNING	164	
Does Not Meet Expectations	0	0.00%
Meets Expectations	2	1.22%
Exceeds Expectations	162	98.78%
4. PHILOSOPHICAL &/OR ETHICAL PERSPECTIVES	203	
Does Not Meet Expectations	6	2.96%
Meets Expectations	8	3.94%
Exceeds Expectations	189	93.10%
5. READ WITH COMPREHENSION	837	
Does Not Meet Expectations	20	2.39%
Meets Expectations	29	3.46%
Exceeds Expectations	788	94.15%
6. SCIENTIFIC INQUIRY	714	
Does Not Meet Expectations	22	3.08%
Meets Expectations	99	13.87%
Exceeds Expectations	593	83.05%
7. THINK CRITICALLY	1374	
Does Not Meet Expectations	63	4.59%
Meets Expectations	147	10.70%
Exceeds Expectations	1164	84.72%
Grand Total	5,038	100.00%