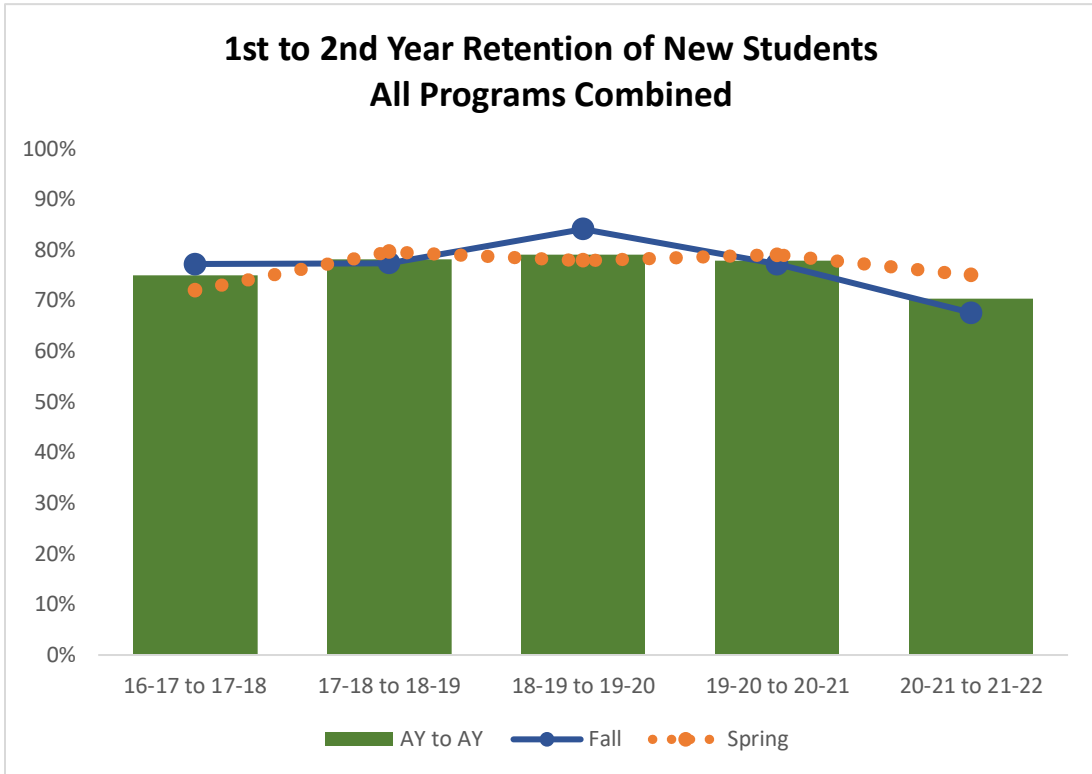


# RETENTION

Calculation of Retention Rate<sup>1</sup>: Retention is defined as the percent of students enrolling in consecutive fall or spring terms (e.g., Fall 2015 to Fall 2016). The retention rate compares (a) the number of newly enrolled students who return the following year, to (b) the number of potential returning students. Graduates and completers are not included in the calculation because they have achieved their academic goal and are not expected to return for subsequent semesters.

Students previously enrolled at Cox College and non-degree seeking students are also excluded.



### ALL CLASSIFICATIONS - Academic Year to Academic Year

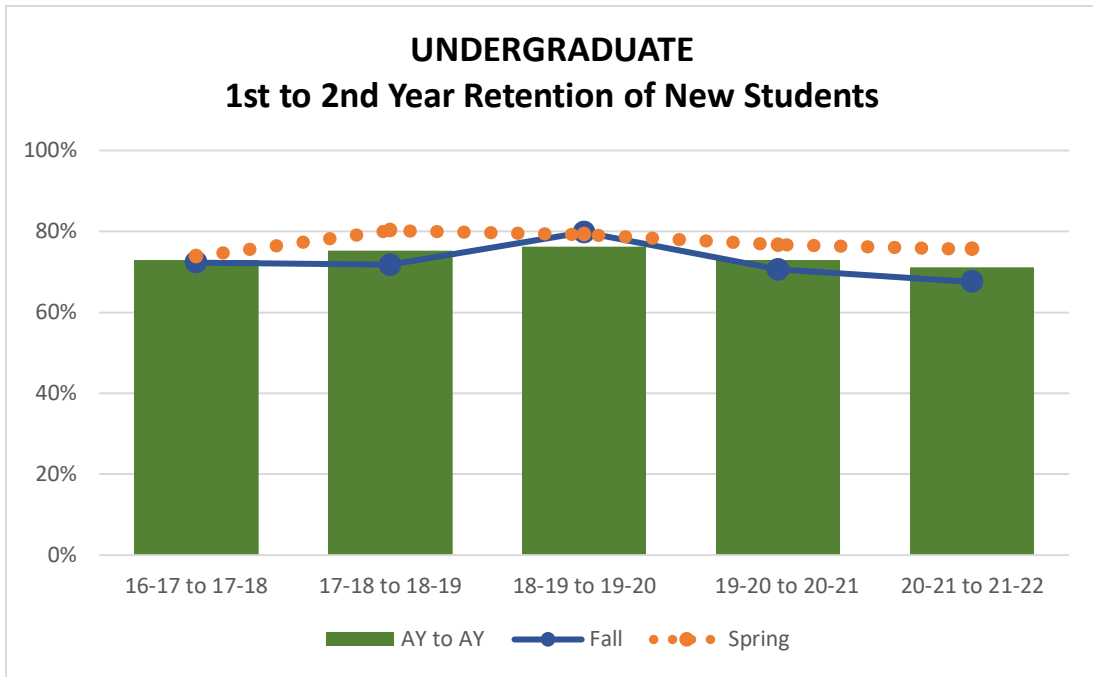
	16-17 to 17-18	17-18 to 18-19	18-19 to 19-20	19-20 to 20-21	20-21 to 21-22	5 yr avg.
	75.00%	78.20%	79.10%	77.90%	70.40%	<b>76.12%</b>

### ALL CLASSIFICATIONS - Fall Cohort

	FA 16 to FA 17	FA 17 to FA 18	FA 18 to FA 19	FA 19 to FA 20	FA 20 to FA 21	5 yr avg.
<b>% Returned 1-yr Later</b>	77.20%	77.40%	84.10%	77.20%	67.60%	<b>76.70%</b>

### ALL CLASSIFICATIONS - Spring Cohort

	SP 17 to SP 18	SP 18 to SP 19	SP 19 to SP 20	SP 20 to SP 21	SP 21 to SP 22	5 yr avg.
	72.00%	79.60%	77.90%	79.00%	75.00%	<b>76.70%</b>



#### UNDERGRADUATE - Academic Year to Academic Year


	16-17 to 17-18	17-18 to 18-19	18-19 to 19-20	19-20 to 20-21	20-21 to 21-22	5 yr avg.
	73.00%	75.30%	76.20%	73.00%	71.10%	<b>73.72%</b>

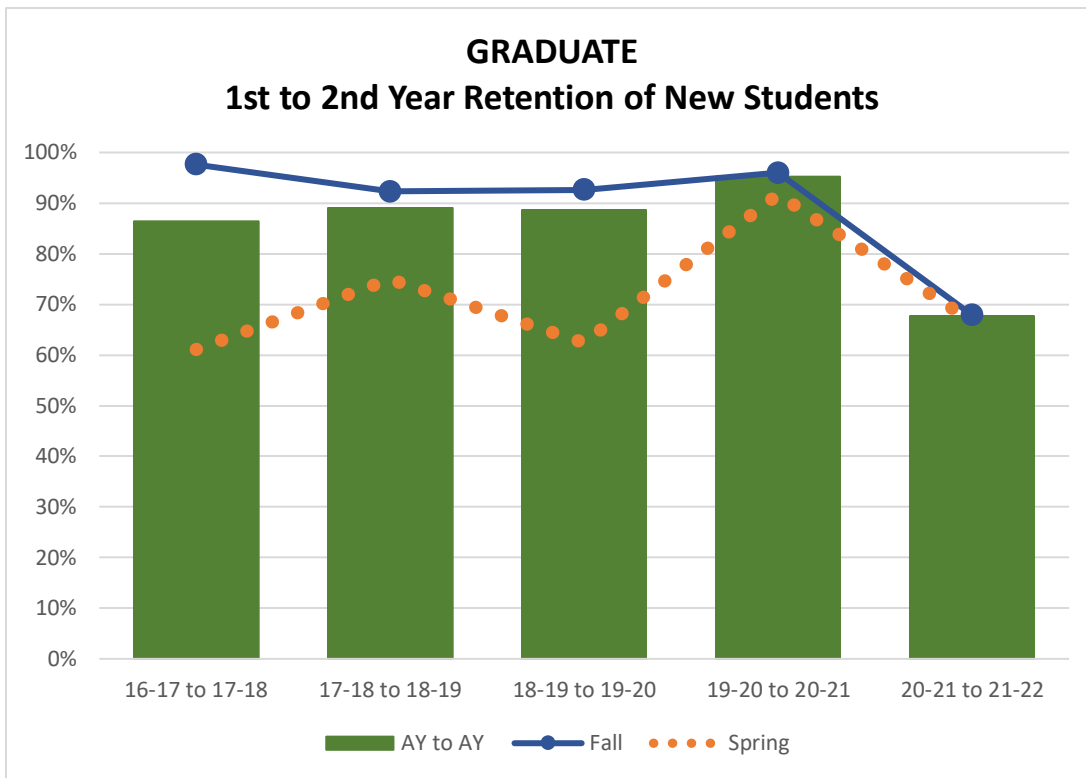
#### UNDERGRADUATE - Fall Cohort

	FA 16 to FA 17	FA 17 to FA 18	FA 18 to FA 19	FA 19 to FA 20	FA 20 to FA 21	5 yr avg.
% Returned 1-yr Later	72.30%	71.70%	79.80%	70.60%	67.50%	<b>72.38%</b>

#### UNDERGRADUATE - Spring Cohort

	SP 17 to SP 18	SP 18 to SP 19	SP 19 to SP 20	SP 20 to SP 21	SP 21 to SP 22	5 yr avg.
	73.80%	80.20%	79.20%	76.70%	75.60%	<b>77.10%</b>





#### GRADUATE - Academic Year to Academic Year

	16-17 to 17-18	17-18 to 18-19	18-19 to 19-20	19-20 to 20-21	20-21 to 21-22	5 yr avg.
	86.40%	89.10%	88.70%	95.20%	67.70%	85.42%

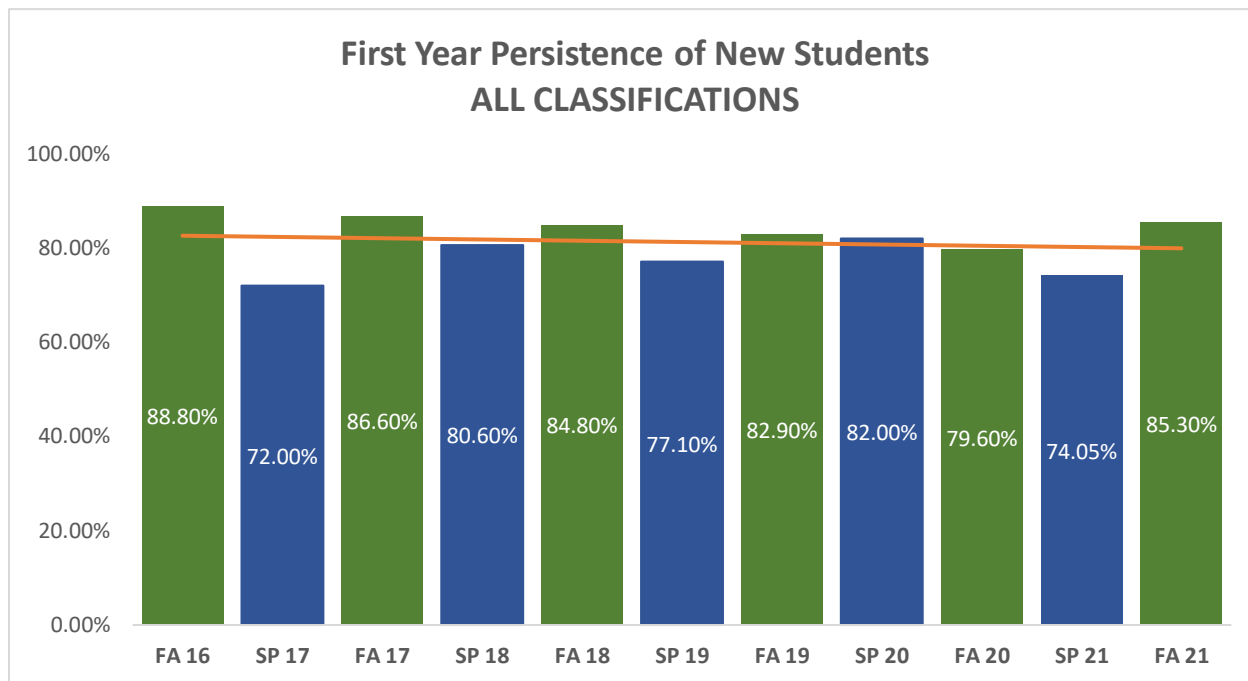
% Returned 1-yr Later	FA 16 to FA 17	FA 17 to FA 18	FA 18 to FA 19	FA 19 to FA 20	FA 20 to FA 21	5 yr avg.
		97.60%	92.30%	92.60%	96.00%	67.90%

#### GRADUATE - Spring Cohort

	SP 17 to SP 18	SP 18 to SP 19	SP 19 to SP 20	SP 20 to SP 21	SP 21 to SP 22	5 yr avg.
	61.10%	75.00%	62.50%	91.70%	66.70%	71.40%

## PERSISTENCE

*Calculation of Persistence Rate: Persistence rate is defined as the percent of students enrolling in consecutive fall and spring terms (e.g., Fall 2015 and Spring 2016). The persistence rate compares (a) the number of new students who enroll in a semester to (b) the number of students enrolled the following semester. Graduates and completers are not included in the calculation because they have achieved their academic goal and are not expected to return for subsequent semesters. Students previously enrolled at Cox College and non-degree seeking students are also excluded.*



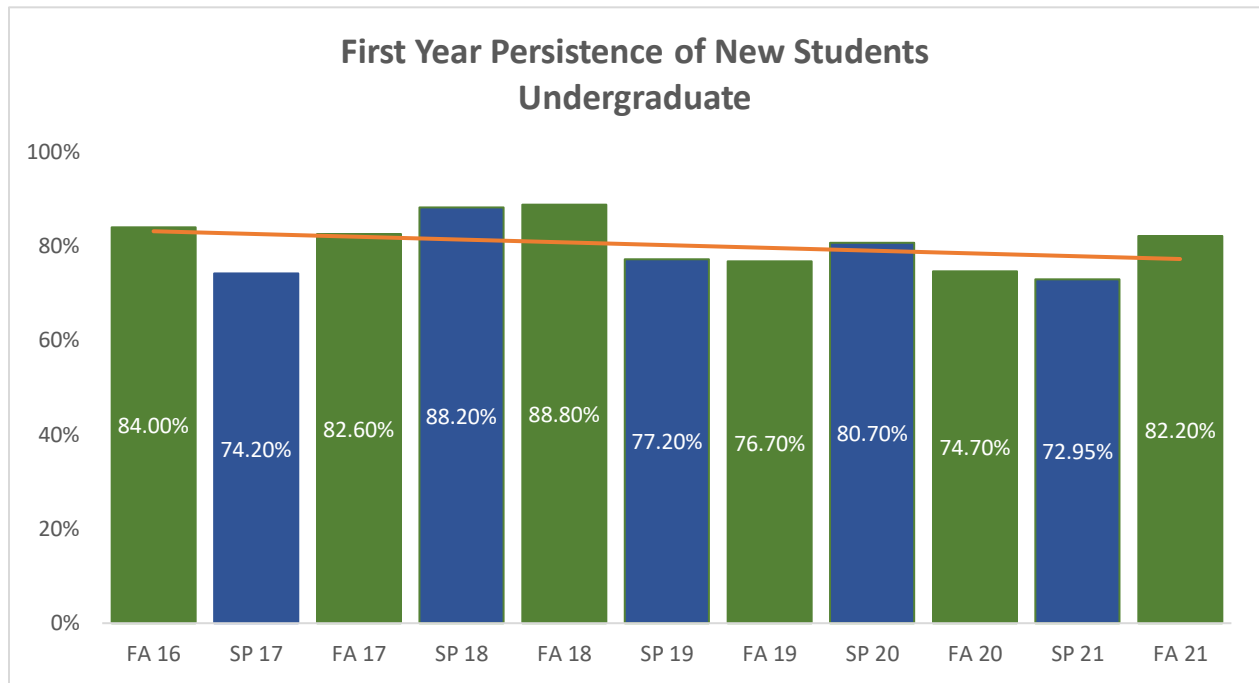
### ALL CLASSIFICATIONS - Fall Cohort

	FA 16 Entering Cohort	FA 17 Entering Cohort	FA 18 Entering Cohort	FA 19 Entering Cohort	FA 20 Entering Cohort	FA 21 Entering Cohort	5 yr avg.
	88.80%	86.60%	84.80%	82.90%	79.60%	85.30%	<b>84.67%</b>

**% Persisted 1st to 2nd Semester**

### ALL CLASSIFICATIONS - Spring Cohort

	SP 16 Entering Cohort	SP 17 Entering Cohort	SP 18 Entering Cohort	SP 19 Entering Cohort	SP 20 Entering Cohort	SP 21 Entering Cohort	5 yr avg.
	81.70%	72.00%	80.60%	77.10%	82.00%	74.05%	<b>77.91%</b>



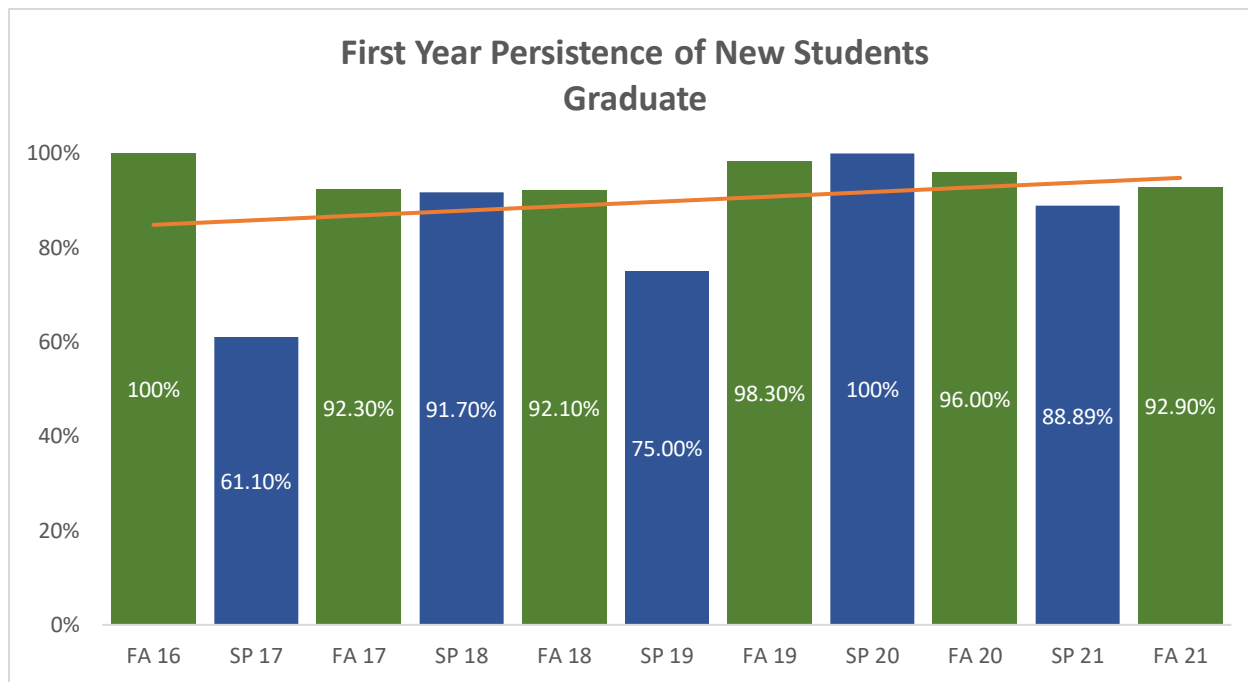
#### UNDERGRADUATE - Fall Cohort

	FA 16 Entering Cohort	FA 17 Entering Cohort	FA 18 Entering Cohort	FA 19 Entering Cohort	FA 20 Entering Cohort	FA 21 Entering Cohort	5 yr avg.
	84.00%	82.60%	88.80%	76.70%	74.70%	82.20%	<b>81.50%</b>

% Persisted 1st to  
2nd Semester

#### UNDERGRADUATE - Spring Cohort

	SP 16 Entering Cohort	SP 17 Entering Cohort	SP 18 Entering Cohort	SP 19 Entering Cohort	SP 20 Entering Cohort	SP 21 Entering Cohort	5 yr avg.
	78.90%	74.20%	88.20%	77.20%	80.70%	72.95%	<b>78.69%</b>



#### GRADUATE - Fall Cohort

	FA 16 Entering Cohort	FA 17 Entering Cohort	FA 18 Entering Cohort	FA 19 Entering Cohort	FA 20 Entering Cohort	FA 21 Entering Cohort	5 yr avg.
	100%	92.30%	92.10%	98.30%	96.00%	92.90%	95.27%

% Persisted 1st to  
2nd Semester

#### GRADUATE - Spring Cohort

	SP 16 Entering Cohort	SP 17 Entering Cohort	SP 18 Entering Cohort	SP 19 Entering Cohort	SP 20 Entering Cohort	SP 21 Entering Cohort	5 yr avg.
	n/a	61.10%	91.70%	75.00%	100%	88.89%	83.34%



## GRADUATION AND COMPLETIONS

Department/Program and Degree	Academic Year - Semester								
	2019 - 2020			2020 - 2021			2021 - 2022		
	FA	SP	SU	FA	SP	SU	FA	SP	SU
<b>NURSING</b>									
Associate of Science in Nursing	58	39	2	42	36	0	39	71	0
Bachelor of Science in Nursing	58	81	0	57	93	0	59	62	0
Master of Science in Nursing	21	22	0	13	26	0	13	23	0
MSN Post-Master's Certificate	0	1	0	0	0	0	0	3	0
<b>ALL NURSING</b>	<b>137</b>	<b>143</b>	<b>2</b>	<b>112</b>	<b>155</b>	<b>0</b>	<b>111</b>	<b>159</b>	<b>0</b>
<b>ADMINISTRATIVE CLINIC PROFESSIONAL PROGRAMS (ACP)</b>									
Associate of Science in Medical Assisting	0	0	0	0	1	0	3	1	0
Medical Billing/Coding Certificate	0	0	0	0	0	0	0	0	0
Medical Transcription Certificate	0	0	0	0	0	0	0	0	0
<b>ALL ACP</b>	<b>0</b>	<b>0</b>	<b>0</b>	<b>0</b>	<b>1</b>	<b>0</b>	<b>0</b>	<b>0</b>	<b>0</b>
<b>RADIOLOGICAL SCIENCES AND IMAGING PROGRAMS (RSI)</b>									
Associate of Science in Radiography	0	17	0	1	19	0	0	20	0
Bachelor of Science in Diagnostic Imaging	0	11	2	4	10	0	2	11	0
Diagnostic Medical Sonography Certificate	0	0	0	0	0	0	0	0	0
Post-Baccalaureate Certificate Echo Extension	0	0	0	0	1	0	0	0	0
<b>ALL RSI</b>	<b>0</b>	<b>28</b>	<b>2</b>	<b>5</b>	<b>30</b>	<b>0</b>	<b>2</b>	<b>31</b>	<b>0</b>
<b>NUTRITION DIAGNOSTICS</b>									
Master of Science in Nutrition Diagnostics	0	11	0	0	15	0	0	6	0
<b>OCCUPATIONAL THERAPY</b>									
Master of Science in Occupational Therapy	25	0	0	28	0	0	29	0	0
<b>ALL COX COLLEGE</b>	<b>162</b>	<b>182</b>	<b>4</b>	<b>145</b>	<b>201</b>	<b>0</b>	<b>145</b>	<b>197</b>	<b>0</b>

NOTE: Total may not match IPEDS totals as SIS data may be altered after IPEDS submission. Source: Registrar Graduated Students Report